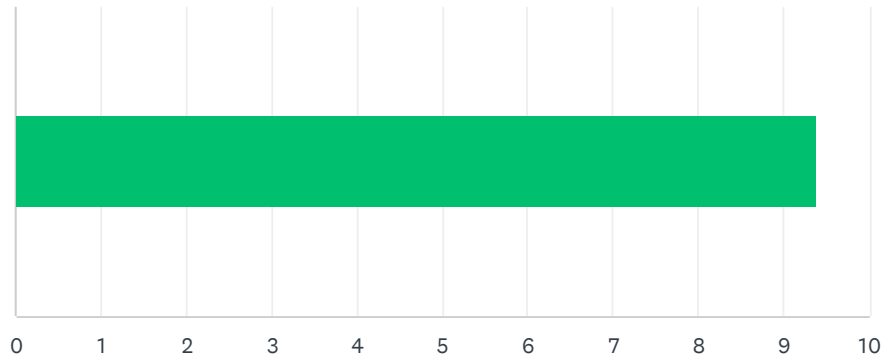


Q1 How important are parks and open spaces to your quality of life?

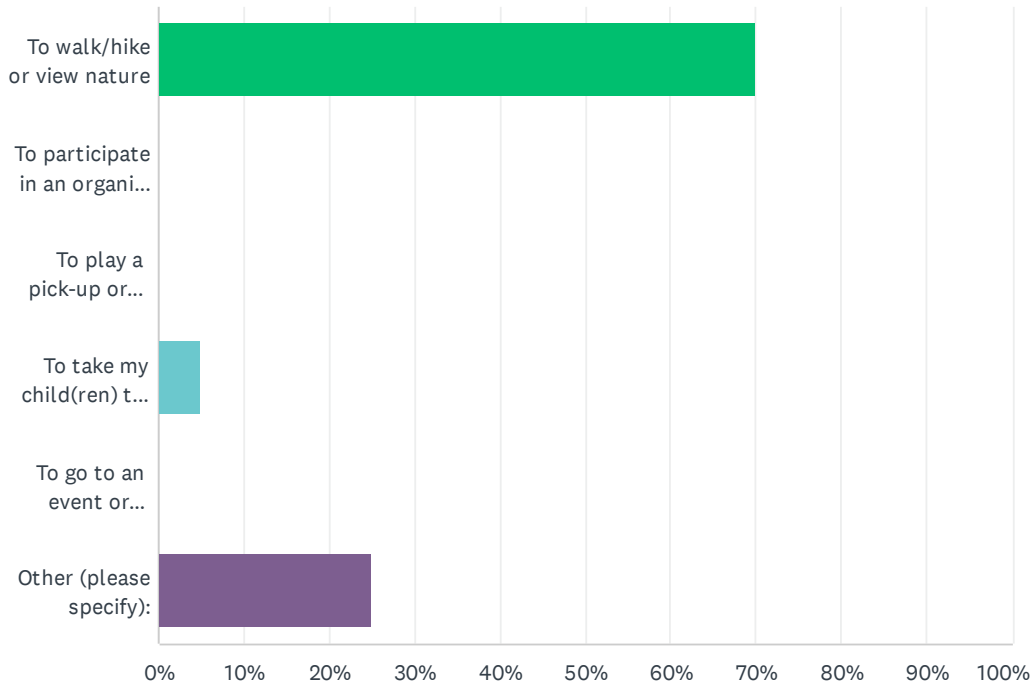
Answered: 18 Skipped: 2



ANSWER CHOICES	AVERAGE NUMBER	TOTAL NUMBER	RESPONSES
	9	169	18
Total Respondents: 18			

Q2 Why do you typically visit parks/outdoor recreation areas?

Answered: 20 Skipped: 0

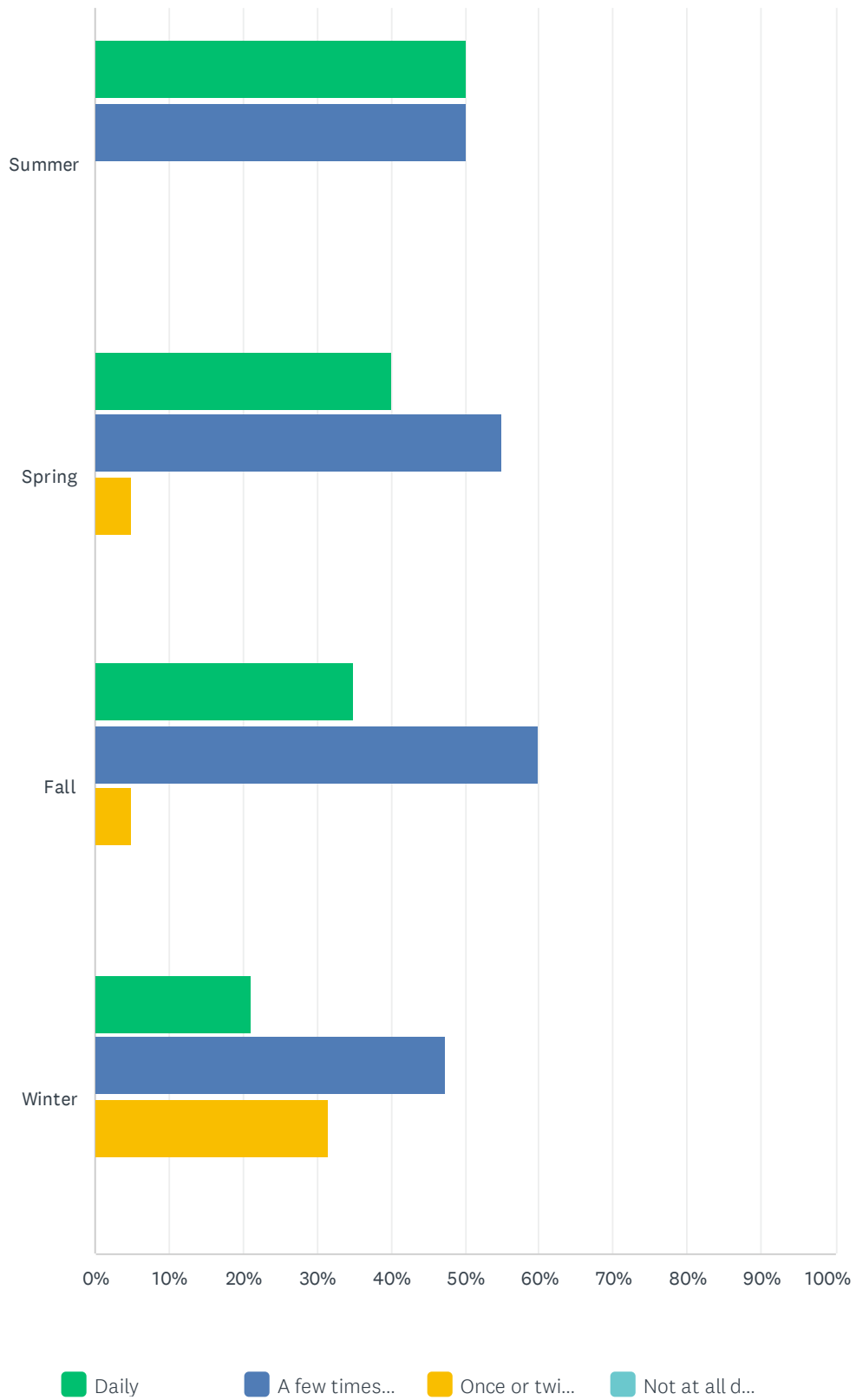


ANSWER CHOICES	RESPONSES	
To walk/hike or view nature	70.00%	14
To participate in an organized field sport match or practice	0.00%	0
To play a pick-up or improvised game/field sport	0.00%	0
To take my child(ren) to a playground	5.00%	1
To go to an event or festival	0.00%	0
Other (please specify):	25.00%	5
TOTAL		20

Q3 How often do you visit your local City of Madison parks in the below seasons? PLEASE CHECK A BOX FOR EACH SEASON.

Answered: 20 Skipped: 0

FRAUST, HARVEY SCHMIDT, & HEIFETZ PARKS COMMUNITY SURVEY

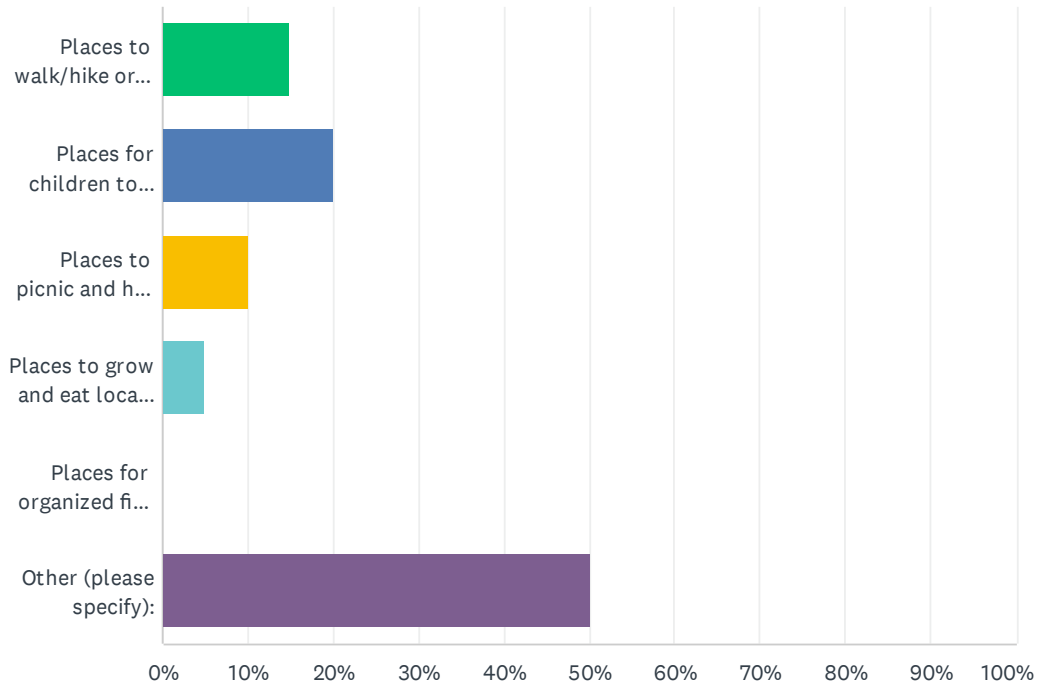


FRAUST, HARVEY SCHMIDT, & HEIFETZ PARKS COMMUNITY SURVEY

	DAILY	A FEW TIMES A WEEK	ONCE OR TWICE DURING THIS SEASON	NOT AT ALL DURING THIS SEASON	TOTAL
Summer	50.00% 10	50.00% 10	0.00% 0	0.00% 0	20
Spring	40.00% 8	55.00% 11	5.00% 1	0.00% 0	20
Fall	35.00% 7	60.00% 12	5.00% 1	0.00% 0	20
Winter	21.05% 4	47.37% 9	31.58% 6	0.00% 0	19

Q6 What do you feel is most lacking in your local public community areas?

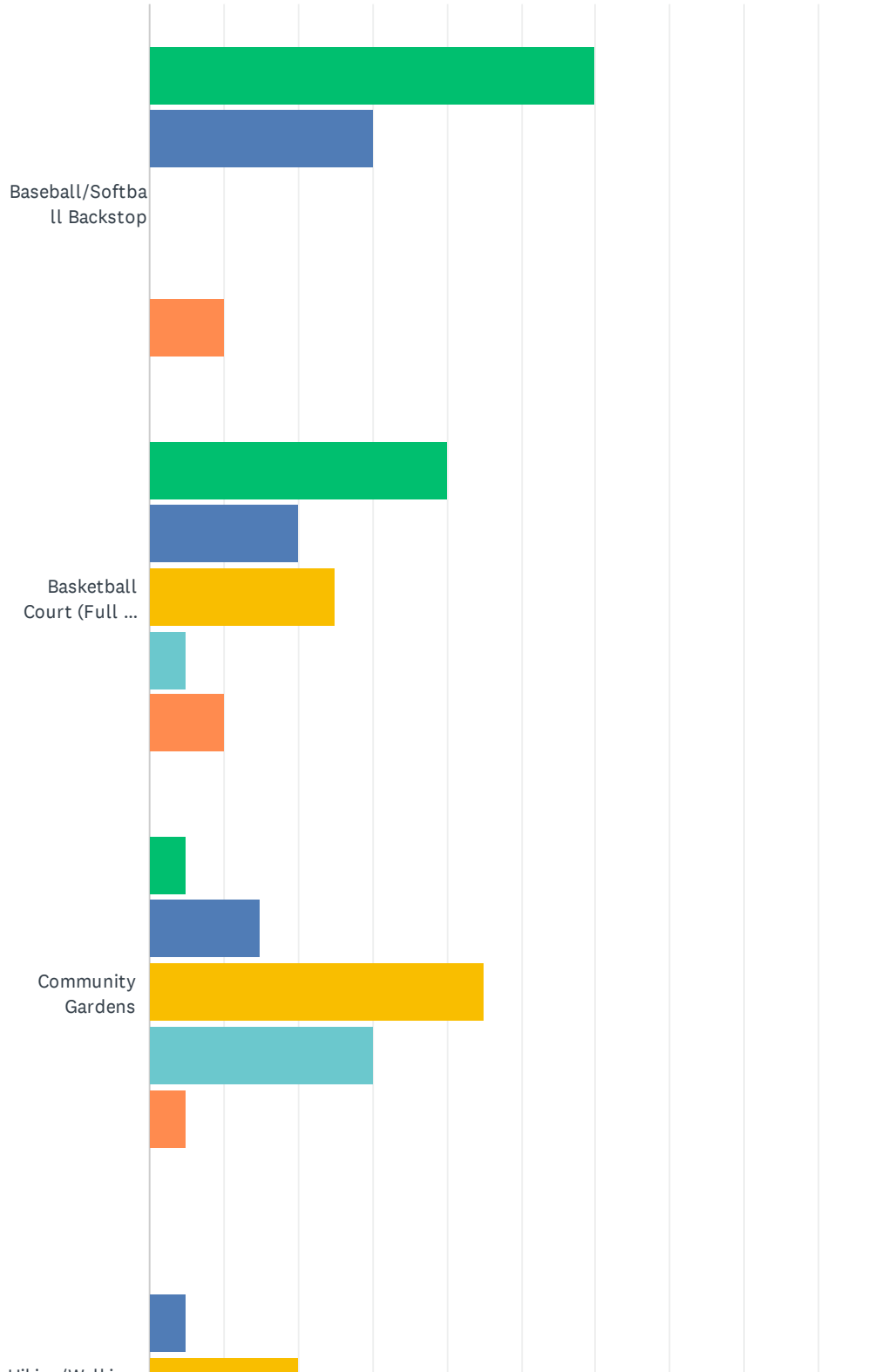
Answered: 20 Skipped: 0



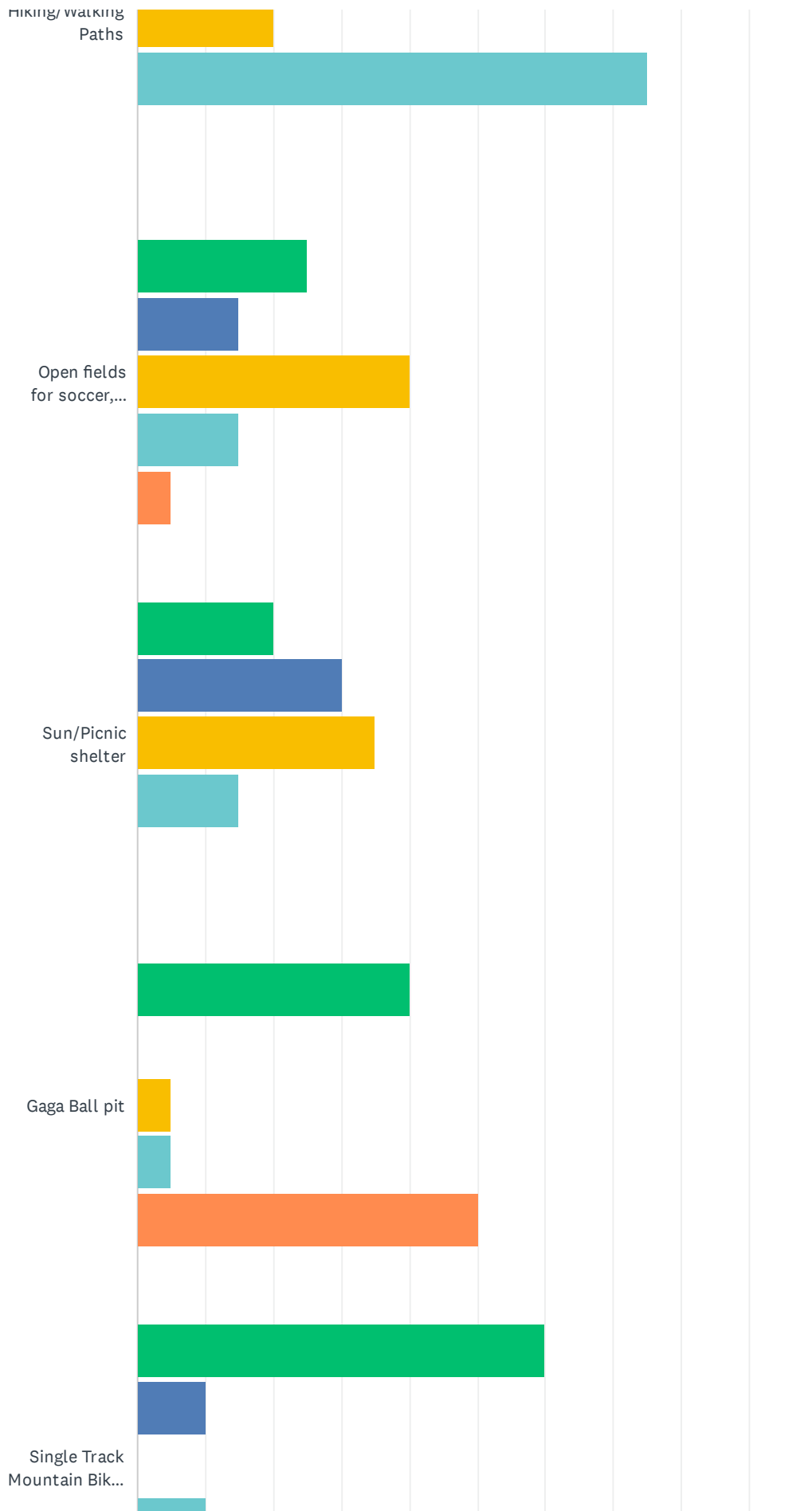
ANSWER CHOICES	RESPONSES	
Places to walk/hike or view nature	15.00%	3
Places for children to play	20.00%	4
Places to picnic and have gatherings	10.00%	2
Places to grow and eat local food	5.00%	1
Places for organized field sport matches or practices	0.00%	0
Other (please specify):	50.00%	10
TOTAL		20

Q7 Please rank the amenities below based on how important you feel it is that they are included in the master plans for Fraust, Harvey Schmidt, and Heifetz Parks.

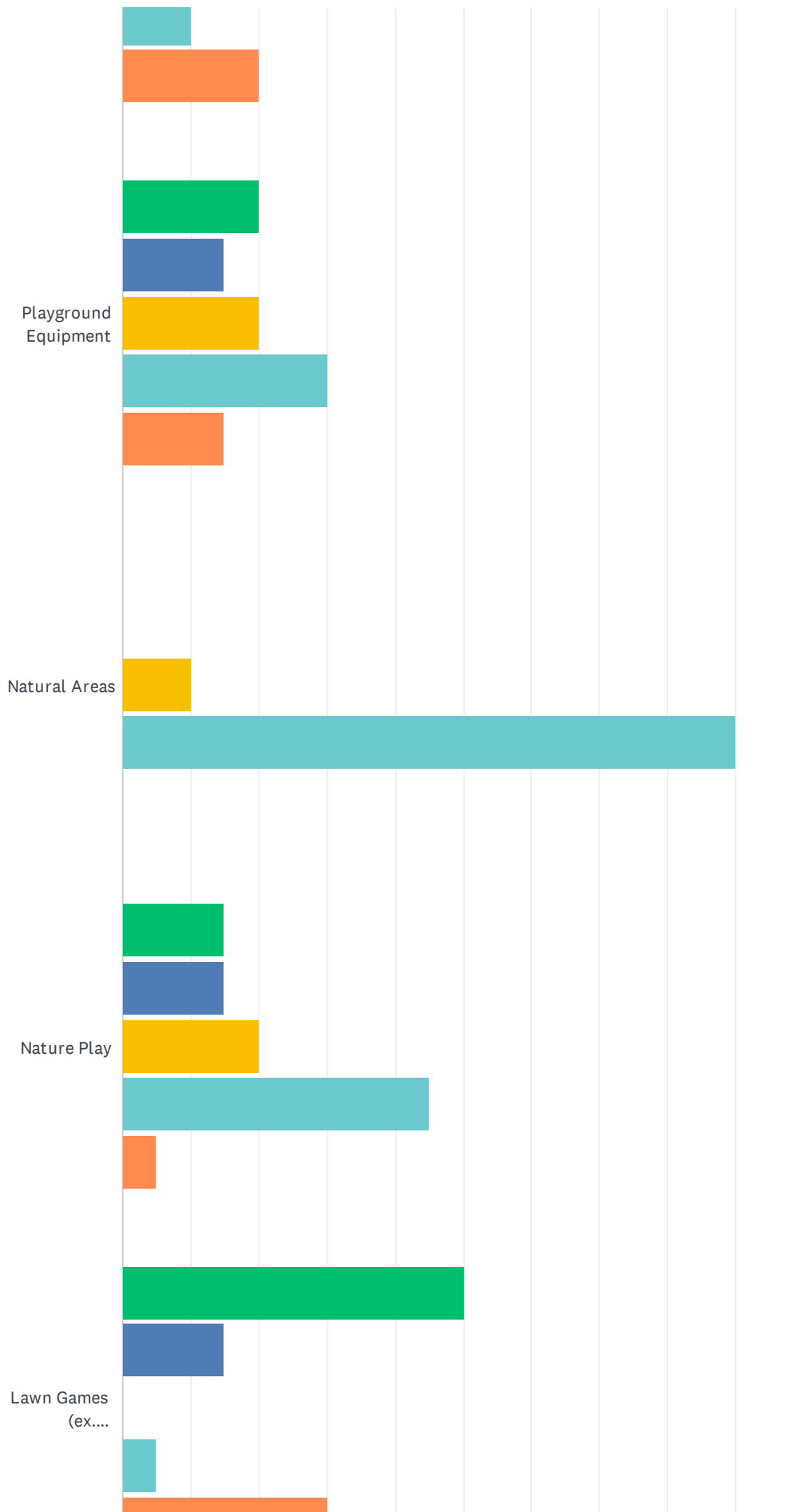
Answered: 20 Skipped: 0



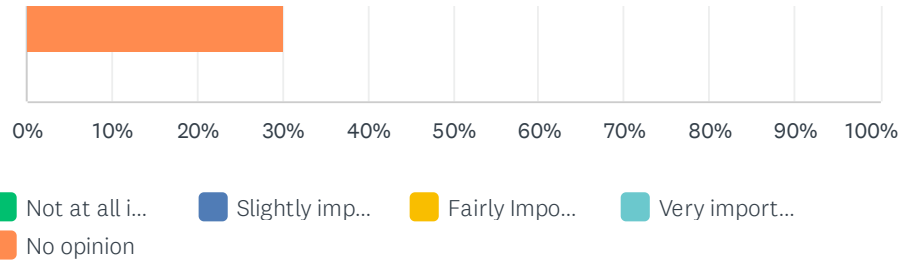
FRAUST, HARVEY SCHMIDT, & HEIFETZ PARKS COMMUNITY SURVEY



FRAUST, HARVEY SCHMIDT, & HEIFETZ PARKS COMMUNITY SURVEY



FRAUST, HARVEY SCHMIDT, & HEIFETZ PARKS COMMUNITY SURVEY



	NOT AT ALL IMPORTANT	SLIGHTLY IMPORTANT	FAIRLY IMPORTANT	VERY IMPORTANT	NO OPINION	TOTAL
Baseball/Softball Backstop	60.00% 12	30.00% 6	0.00% 0	0.00% 0	10.00% 2	20
Basketball Court (Full or half court)	40.00% 8	20.00% 4	25.00% 5	5.00% 1	10.00% 2	20
Community Gardens	5.00% 1	15.00% 3	45.00% 9	30.00% 6	5.00% 1	20
Hiking/Walking Paths	0.00% 0	5.00% 1	20.00% 4	75.00% 15	0.00% 0	20
Open fields for soccer, frisbee, football, catch, etc.	25.00% 5	15.00% 3	40.00% 8	15.00% 3	5.00% 1	20
Sun/Picnic shelter	20.00% 4	30.00% 6	35.00% 7	15.00% 3	0.00% 0	20
Gaga Ball pit	40.00% 8	0.00% 0	5.00% 1	5.00% 1	50.00% 10	20
Single Track Mountain Bike Trails	60.00% 12	10.00% 2	0.00% 0	10.00% 2	20.00% 4	20
Playground Equipment	20.00% 4	15.00% 3	20.00% 4	30.00% 6	15.00% 3	20
Natural Areas	0.00% 0	0.00% 0	10.00% 2	90.00% 18	0.00% 0	20
Nature Play	15.00% 3	15.00% 3	20.00% 4	45.00% 9	5.00% 1	20
Lawn Games (ex. horseshoes, ladder golf)	50.00% 10	15.00% 3	0.00% 0	5.00% 1	30.00% 6	20