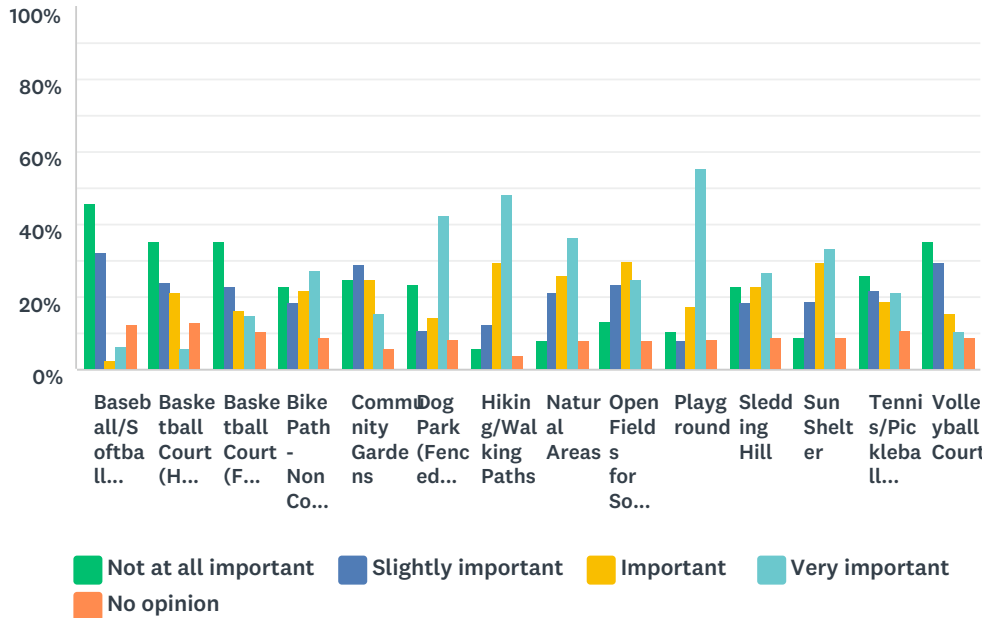


Q1 Please select and rank the type of playground amenities you feel are important to be installed at Camar Park and should be included in the park master plan. NOTE: a similar facilities question follows for North Star Park expansion. PLEASE SELECT A BOX FOR ONLY ONE COLUMN FOR EACH PARK AMENITY.

Answered: 153 Skipped: 0



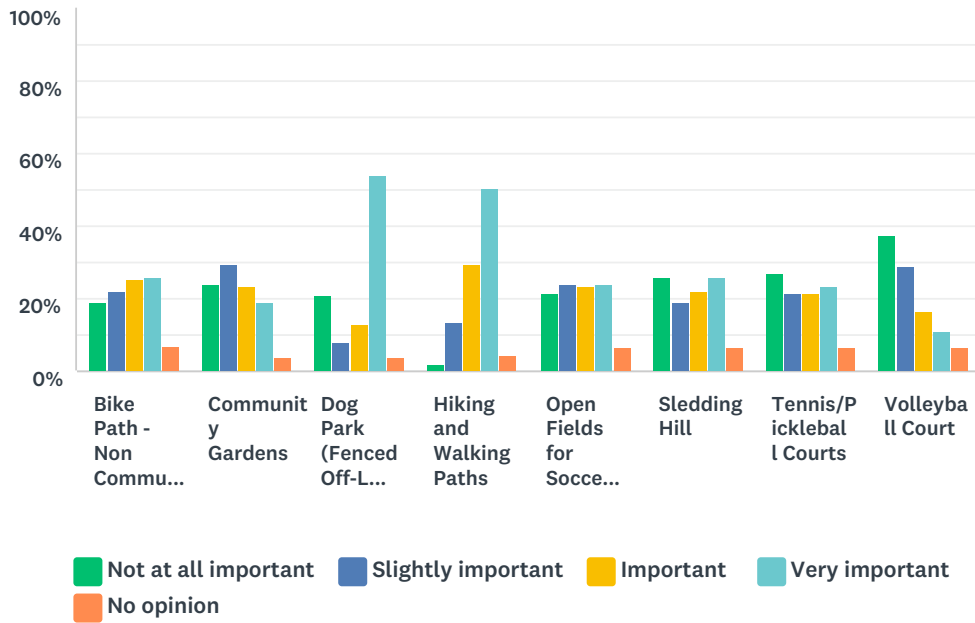
	NOT AT ALL IMPORTANT	SLIGHTLY IMPORTANT	IMPORTANT	VERY IMPORTANT	NO OPINION	TOTAL
Baseball/Softball Backstop	45.75% 70	32.68% 50	2.61% 4	6.54% 10	12.42% 19	153
Basketball Court (Half Court)	35.29% 54	24.18% 37	21.57% 33	5.88% 9	13.07% 20	153
Basketball Court (Full Court)	35.29% 54	22.88% 35	16.34% 25	15.03% 23	10.46% 16	153
Bike Path - Non Commuter (Mountain Biking, Cyclocross, Etc.)	22.88% 35	18.30% 28	22.22% 34	27.45% 42	9.15% 14	153
Community Gardens	24.84% 38	28.76% 44	24.84% 38	15.69% 24	5.88% 9	153
Dog Park (Fenced Off-Leash)	23.53% 36	11.11% 17	14.38% 22	42.48% 65	8.50% 13	153
Hiking/Walking Paths	5.88% 9	12.42% 19	29.41% 45	48.37% 74	3.92% 6	153
Natural Areas	7.84% 12	21.57% 33	26.14% 40	36.60% 56	7.84% 12	153
Open Fields for Soccer, Frisbee, Football, Catch, etc.	13.73% 21	23.53% 36	30.07% 46	24.84% 38	7.84% 12	153
Playground	10.46% 16	7.84% 12	17.65% 27	55.56% 85	8.50% 13	153

CAMAR AND NORTH STAR PARK EXPANSION MASTER PLAN SURVEY

Sledding Hill	22.88% 35	18.30% 28	22.88% 35	26.80% 41	9.15% 14	153
Sun Shelter	9.15% 14	18.95% 29	29.41% 45	33.33% 51	9.15% 14	153
Tennis/Pickleball Courts	26.14% 40	22.22% 34	18.95% 29	21.57% 33	11.11% 17	153
Volleyball Court	35.29% 54	29.41% 45	15.69% 24	10.46% 16	9.15% 14	153

Q2 Please select and rank the type of playground amenities you feel are important to be installed at North Star Park and should be included in the park master plan amendment. NOTE: items already constructed at the park are not included in the list below. PLEASE SELECT A BOX FOR ONLY ONE COLUMN FOR EACH PARK AMENITY.

Answered: 153 Skipped: 0



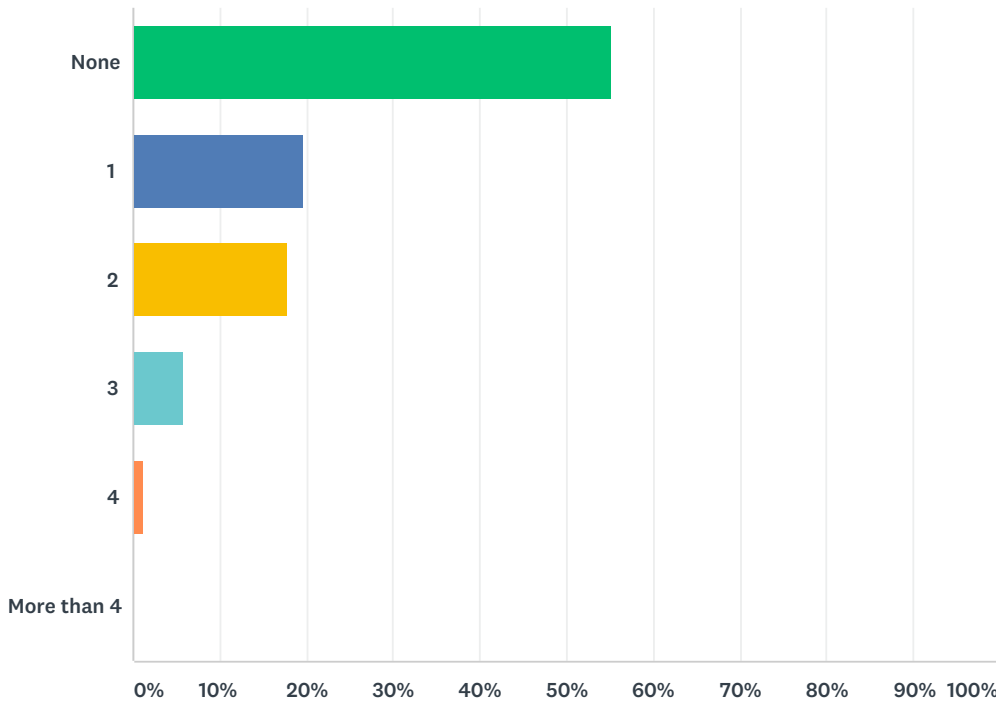
	NOT AT ALL IMPORTANT	SLIGHTLY IMPORTANT	IMPORTANT	VERY IMPORTANT	NO OPINION	TOTAL
Bike Path - Non Commuter (Mountain Biking, Cyclocross, Etc.)	18.95% 29	22.22% 34	25.49% 39	26.14% 40	7.19% 11	153
Community Gardens	24.18% 37	29.41% 45	23.53% 36	18.95% 29	3.92% 6	153
Dog Park (Fenced Off-Leash)	20.92% 32	7.84% 12	13.07% 20	54.25% 83	3.92% 6	153
Hiking and Walking Paths	1.96% 3	13.73% 21	29.41% 45	50.33% 77	4.58% 7	153
Open Fields for Soccer, Frisbee, Football, Catch, etc.	21.57% 33	24.18% 37	23.53% 36	24.18% 37	6.54% 10	153
Sledding Hill	26.14% 40	18.95% 29	22.22% 34	26.14% 40	6.54% 10	153

CAMAR AND NORTH STAR PARK EXPANSION MASTER PLAN SURVEY

Tennis/Pickleball Courts	26.80% 41	21.57% 33	21.57% 33	23.53% 36	6.54% 10	153
Volleyball Court	37.25% 57	28.76% 44	16.34% 25	11.11% 17	6.54% 10	153

Q3 How many children are you parent or guardian for and live in your HOUSEHOLD (aged 17 or younger only)?

Answered: 152 Skipped: 1



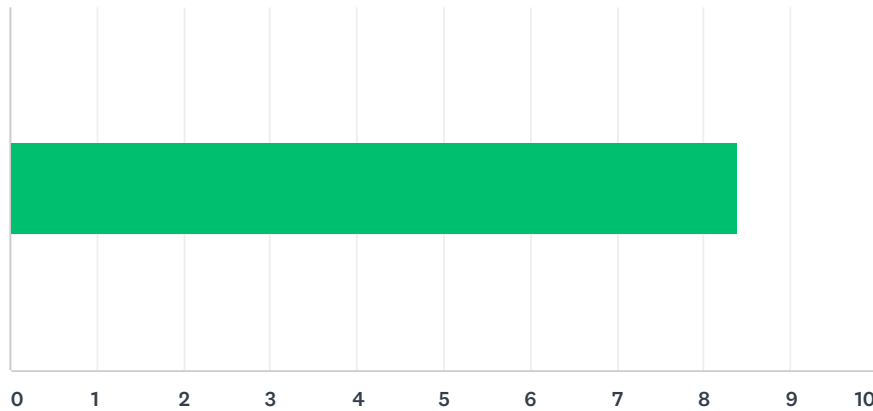
ANSWER CHOICES	RESPONSES	
None	55.26%	84
1	19.74%	30
2	17.76%	27
3	5.92%	9
4	1.32%	2
More than 4	0.00%	0
TOTAL		152

Q4 Please share any additional comments or concerns regarding either North Star Park expansion or Camar Park master plan development.

Answered: 53 Skipped: 100

Q5 How important are parks and open spaces to your quality of life?

Answered: 151 Skipped: 2

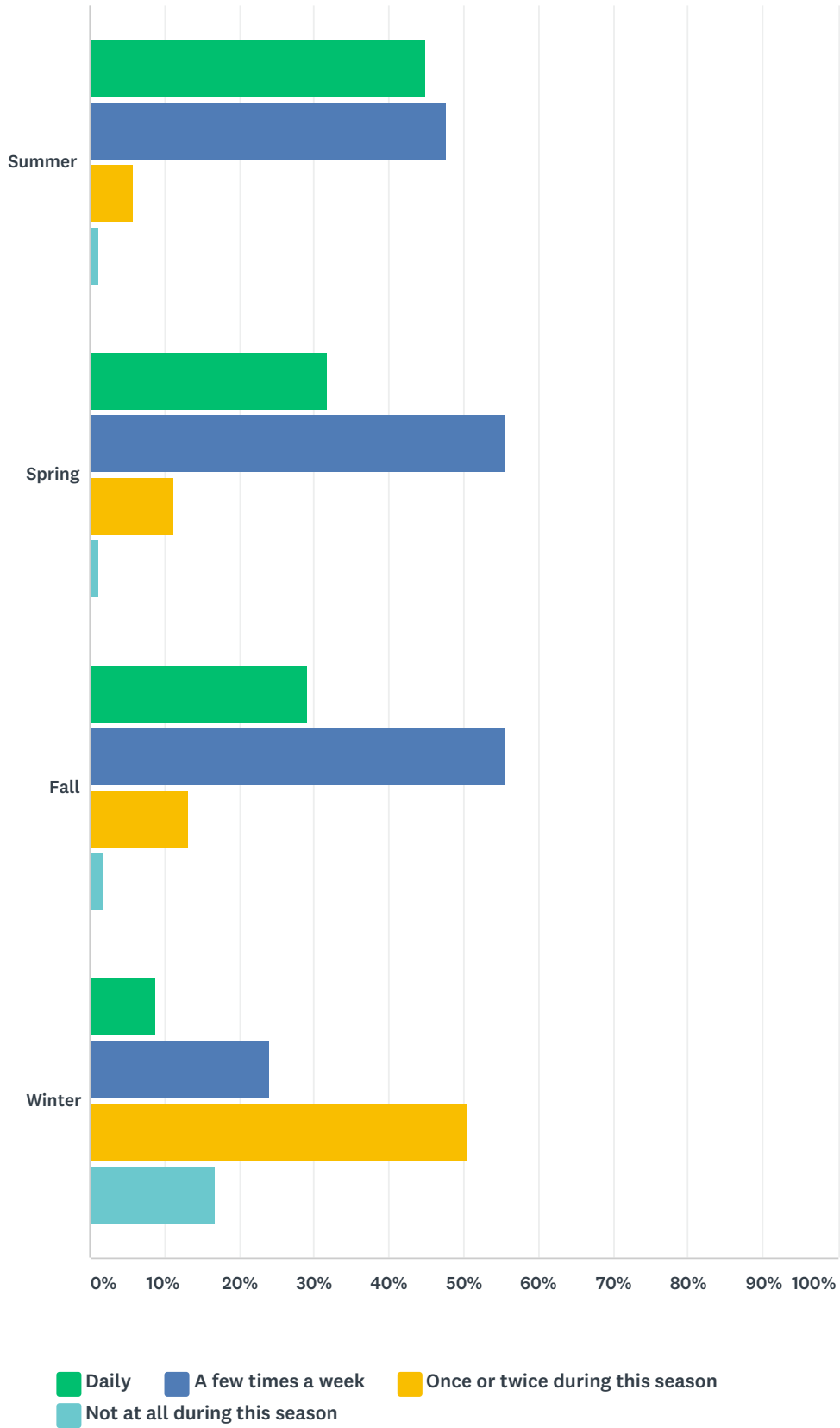


ANSWER CHOICES	AVERAGE NUMBER	TOTAL NUMBER	RESPONSES
	8	1,268	151
Total Respondents: 151			

Q6 How often do you visit North Star Park and/or anticipate visiting Camar Park in the below seasons? PLEASE CHECK A BOX FOR EACH SEASON.

Answered: 151 Skipped: 2

CAMAR AND NORTH STAR PARK EXPANSION MASTER PLAN SURVEY



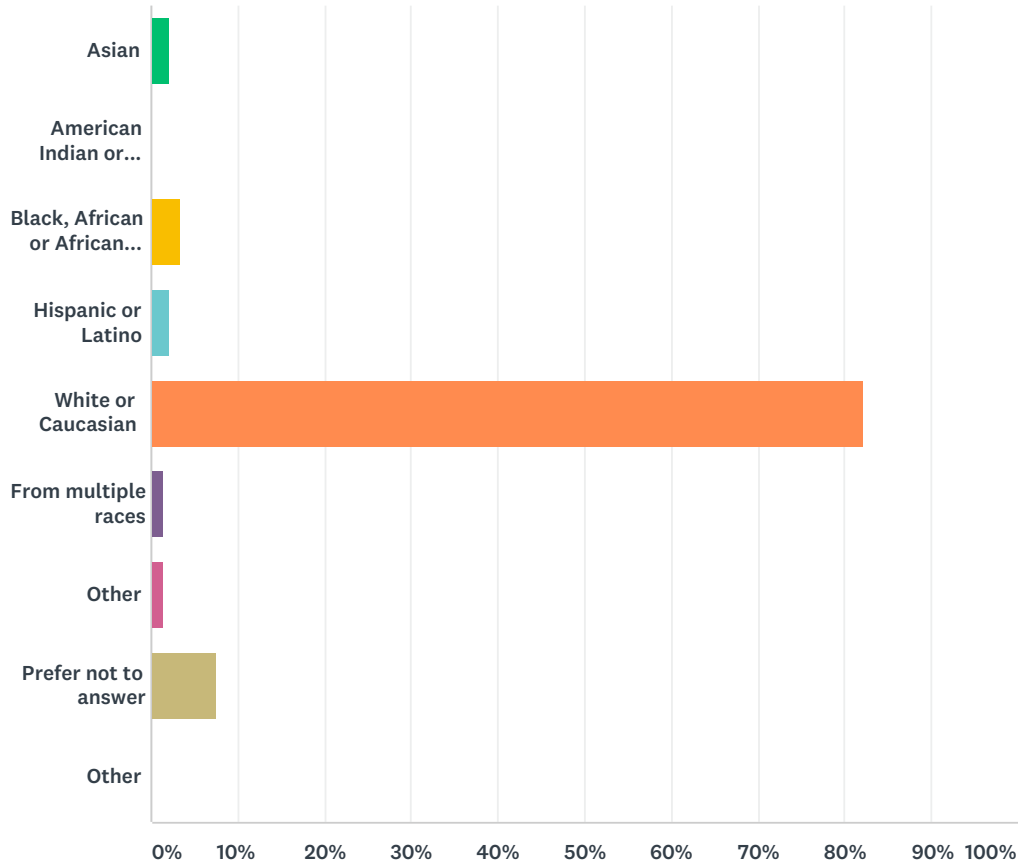
	DAILY	A FEW TIMES A WEEK	ONCE OR TWICE DURING THIS SEASON	NOT AT ALL DURING THIS SEASON	TOTAL
Summer	45.03% 68	47.68% 72	5.96% 9	1.32% 2	151

CAMAR AND NORTH STAR PARK EXPANSION MASTER PLAN SURVEY

Spring	31.79% 48	55.63% 84	11.26% 17	1.32% 2	151
Fall	29.14% 44	55.63% 84	13.25% 20	1.99% 3	151
Winter	8.72% 13	24.16% 36	50.34% 75	16.78% 25	149

Q7 OPTIONAL: How do you identify your race?

Answered: 146 Skipped: 7



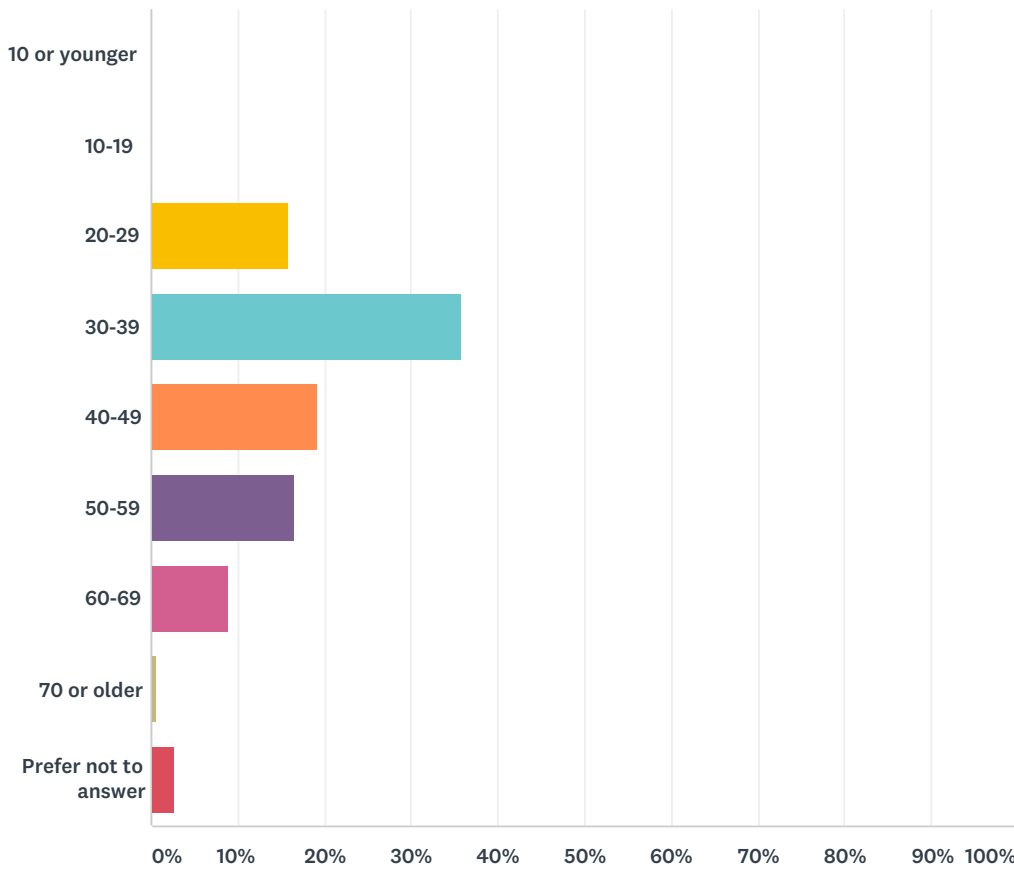
ANSWER CHOICES	RESPONSES	Count
Asian	2.05%	3
American Indian or Alaskan Native	0.00%	0
Black, African or African American	3.42%	5
Hispanic or Latino	2.05%	3
White or Caucasian	82.19%	120
From multiple races	1.37%	2
Other	1.37%	2
Prefer not to answer	7.53%	11
Other	0.00%	0

Q8 OPTIONAL: What is your street address? (Example: 210 Martin Luther King Jr. Blvd)Note: Addresses will not be shared publicly nor will they be used for any other purposes than to identify preferences for North Star Park expansion and Camar Park amenities.

Answered: 102 Skipped: 51

Q9 OPTIONAL: What is your age?

Answered: 145 Skipped: 8



ANSWER CHOICES	RESPONSES	
10 or younger	0.00%	0
10-19	0.00%	0
20-29	15.86%	23
30-39	35.86%	52
40-49	19.31%	28
50-59	16.55%	24

CAMAR AND NORTH STAR PARK EXPANSION MASTER PLAN SURVEY

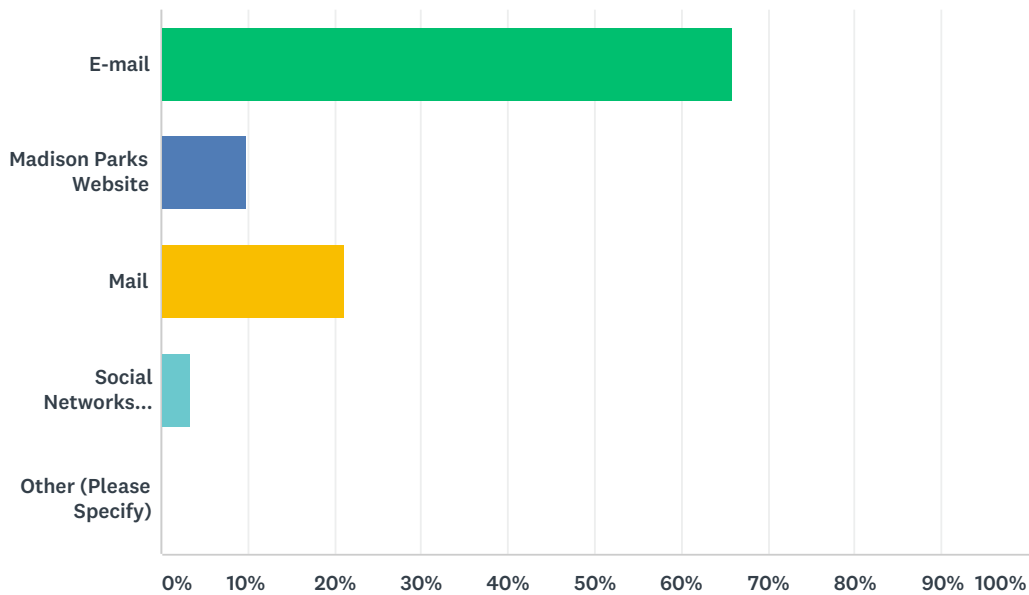
60-69	8.97%	13
70 or older	0.69%	1
Prefer not to answer	2.76%	4
TOTAL		145

Q10 OPTIONAL: At what email address would you like to be contacted for updates on the North Star Park expansion and Camar Park Master Planning process?

Answered: 94 Skipped: 59

Q11 OPTIONAL: How would you most like to receive additional information regarding this project?

Answered: 123 Skipped: 30



ANSWER CHOICES	RESPONSES	
E-mail	65.85%	81
Madison Parks Website	9.76%	12
Mail	21.14%	26
Social Networks (Facebook, Twitter)	3.25%	4
Other (Please Specify)	0.00%	0
TOTAL		123